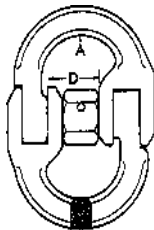


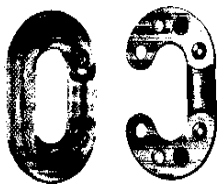
OBLONG MASTER LINKS



PEAR-SHAPED SLING LINKS



HAMMERLOK COUPLING LINKS



CONNECTING LINKS
(Missing Links)



REPAIR LAP LINKS



COLD SHUTS




DOUBLE CLEVISES
(Mid- Links)



EYE & EYE SWIVELS



JAW & EYE SWIVELS



S-HOOKS



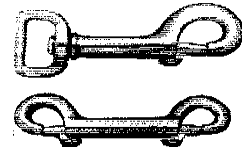
GRAB LINKS




QUICK LINKS



OPEN EYE SWIVELS



SNAPS



Safety Screw Pin



Safety Screw Pin



Round Pin

ANCHOR SHACKLES
(Farm Clevises)



Round Pin

CHAIN SHACKLES
(Utility Clevises)

CHAIN ATTACHMENTS